


TOSTEM

G R A N T S








Mastering The Art of Living Space



GRANTS series is designed and engineered to redefine boundary of living space. Unbound the view of the world with panoramic doors. With seamless and innovative designs that allow you to own the breathtaking view of the world.

New **GRANTS**

Bonding harmony with the environment, **GRANTS** Flat Rail Sliding Doors come in vast size up to 4.5 meters high that allow you to own a breathtaking view.



**HEIGHT
UP TO
4.5 METERS**

ABSOLUTE SEAMLESSNESS

Sophisticate design that maximize your view with overlapping design that visually reduce stile by half.




GRANTS



CONVENTIONAL

BUILD FOR BOUNDLESS

Flat sill rail designed for cleanness and smoothest transition between inside and outside.



GRANTS CORNER SLIDING DOORS

An innovative solution creates unrestricted panoramic views and the ultimate living space with an open corner



LIMITLESS BEAUTY OF YOUR SPACE.

GRANTS corner sliding doors allow you to open an entire corner of a room to the outside. Perfect for open plan living, maximizing light for spacious space.

GRANTS



Close



Open


**Conventional
(2 slidings+mullion)**




Close



Open




Close



Open

A PERFECT BALANCE OF LIFE'S PERSPECTIVE



Symmetrical frame design for perfect balance of artistic perspective.



Awning Window



Fixed Window



Casement Window

LESS FOR MORE

Integrated screen system provides less obstructed vision for better view.



Integrated insect screen system combines the best functions to provide obstruction free vision for better view. The insect screen is also designed to be easily removed for maintenance and cleaning.

*For casement and awning window



PERFECT FIT

L-fit is designed to fit every living style. Create for the most comfort feeling that comes with advanced design and function


PRODUCT SPECIFICATIONS

All products are standardized but can be also custom made. If you require special sizes or additional specifications, please consult with our customer support or a specialized sales assistant.


SPECIFICATIONS	Frame Depth	101.6 mm 120 mm (2 tracks sliding) 178 mm (3 tracks sliding)
	Height of Sill	50 mm

PERFORMANCES


WIND PRESSURE




WATER TIGHTNESS









AIR TIGHTNESS



NOISE INSULATION



General GRANTS Product	2000Pa (ASTM E330)	300Pa (ASTM E300)	10.7m³/h·m² (ASTM E283)	T-1: 25dB (JIS)
Flat Rail Sliding Door	S-1: 500Pa (JIS A1515)	W-3: 250Pa (JIS A1517)	A-4: 2 (JIS A1516)	
Corner Sliding Door		W-2: 150Pa (JIS A1517)		

PRODUCT COLOR Anodized						
	Natural White	Natural Silver	Shine Gray	Autumn Brown	Dusk Gray	Natural Black

GLASS THICKNESS	Up to 31.5 mm
-----------------	---------------

GRANTS WINDOW SERIES



SLIDING WINDOW
(2 PANELS ON 2 TRACKS)



SLIDING WINDOW
(4 PANELS ON 2 TRACKS)



SLIDING WINDOW
(3 PANELS ON 2 TRACKS) SFS



FIXED WINDOW



CORNER FIXED WINDOW



AWNING WINDOW



CASEMENT WINDOW



MIXED WINDOW

GRANTS DOOR SERIES



SLIDING DOOR
(2 PANELS ON 2 TRACKS)



SLIDING DOOR
(4 PANELS ON 2 TRACKS)



SLIDING DOOR
(3 PANELS ON 2 TRACKS) SFS



SLIDING DOOR
(3 PANELS ON 3 TRACKS)



SLIDING DOOR
(6 PANELS ON 3 TRACKS)



OUT-SWING DOOR
(SINGLE)

GRANTS FLAT RAIL SLIDING SERIES



SLIDING DOOR
(2 PANELS ON 2 TRACKS)



SLIDING DOOR
(4 PANELS ON 2 TRACKS)




SLIDING DOOR
(3 PANELS ON 3 TRACKS)



SLIDING DOOR
(6 PANELS ON 3 TRACKS)



CORNER SLIDING DOOR
(2+2 PANELS ON 2 TRACKS)



CORNER SLIDING DOOR
(3+3 PANELS ON 3 TRACKS)



TOSTEM

LIXIL WINDOW SYSTEMS PRIVATE LIMITED (INDIA)
www.tostemindia.com

LHT ASIA SALES & MARKETING CO., LTD. (THAILAND)
www.tostemthailand.com

PT. LIXIL ALUMINUM INDONESIA (INDONESIA)
www.tostemindonesia.com

LIXIL VIETNAM CORPORATION (VIETNAM)
www.tostemvietnam.com

PART OF **LIXIL**

LIXIL PHILIPPINES CO., LTD. (PHILIPPINES)
www.tostemphilippines.com